

Stop switch

84-6331.2B40

Distribution by
DigiKey

DigiKey



[https://digikey.eao.com/component/84-6331.2B40...](https://digikey.eao.com/component/84-6331.2B40)

Your product:



84-6331.2B40 Stop switch

Loading ...

FRONT

Front dimension: Ø 32 mm

Front form: Round

MOUNTING

Mounting cut-out: Ø 22.3 mm

Mounting type: Panel mounting

OPERATING-/INDICATION PART

Lens colour: Black

Lens material: Plastic

Lens illumination: Illuminated

Lens shape: Mushroom-head

Lens optics: opaque

Lens: round

Switching position ring: Black

Illumination colour: Red

ELECTRICAL CHARACTERISTICS

Switching voltage and switching current:

| | | |
|--|---------------|----------------|
| Switch rating AC with silver contact (gold plated) | | |
| Service category AC-15 as per EN IEC 60947-5-1 | | |
| Voltage | 120 VAC | 240 VAC |
| Current | 3 A | 1,5 A |
| Switch rating AC with silver contact (gold plated) | | |
| Service category DC-13 as per EN IEC 60947-5-1 | | |
| NO contacts | NC contacts | NO/NC contacts |
| (48 VA) | (60 VA) | |
| 12 VDC/2.0 A | 12 VDC/2.5 A | 125 VDC/0.22 A |
| 24 VDC/2.0 A | 24 VDC/2.5 A | 250 VDC/0.11 A |
| 48 VDC/1.0 A | 48 VDC/1.25 A | |
| 60 VDC/0.8 A | 60 VDC/1.0 A | |

| | | |
|--|---|----------|
| Contacts: | 1 NC / 1 NO | |
| Operating voltage: | 5 - 30 V DC (LED) | |
| Rated Operational Voltage Ue: | 250 VAC/DC according to EN IEC 60947-1 | |
| Rated impulse withstand voltage Uimp: | 4 kV, according to EN IEC 60947-1 | |
| Rated insulation voltage Ui: | 250 V according to EN / IEC 60947-1 | |
| Rated short-circuit current caused: | 1 000 A, type of short-circuit device 6 A gG (EN 60947-5-1) | |
| Recommended minimum operational data: | Silver contacts (gold plated) | |
| | Voltage | 1 VAC/DC |
| | Current | 1 mA |
| Switching rating: | 250 V AC @ 1,5 A | |
| Electrical lifetime: | 50 000 cycles of operation | |
| Electric strength: | 500 VAC, 50 Hz, 1 minute according to DIN IEC 60512-2 | |
| Overvoltage category: | III, according to EN / IEC 61058-1 | |
| Pollution degree: | 3, according to EN IEC 60947-1 | |
| Protection class: | II, according to EN / IEC 60947-5 | |
| Standards: | According to EN 60947-5-1, EN 60947-5-5, DIN EN ISO 13850, EN IEC 60204 | |
| Thermal current Ith: | 5 A | |

MECHANICAL CHARACTERISTICS

| | |
|-----------------------------|-----------------------------|
| Terminal: | Flat ribbon cable 300 mm |
| Contact material: | Gold |
| Switching action: | Maintained |
| Switching system: | Slow-make switching element |
| Release type: | Twist to unlock |
| Mechanical lifetime: | ≥50 000 cycles of operation |
| Operating force: | 20 N ±4 N |

| | |
|---------------------------|-------------------|
| Operating Travel: | ca. 4 mm |
| Tightening torque: | Fixing nut 0.8 Nm |
| Weight: | 0.028 kg |

AMBIENT CONDITION

| | |
|-------------------------------|---|
| IP front protection: | IP65, IP66, IP67, according to DIN EN 60529 |
| IP Protection: | IP20 rear side |
| IK Protection: | IK07 as per IEC 62262 |
| Operating temperature: | - 25 °C ... + 70 °C |
| Storage temperature: | - 25 °C ... + 85 °C |
| Shock resistance: | Max. 150 m / s ² , pulse width 11 ms, 3-axis, (semi-sinusoidal as per EN IEC 60068-2-27) |
| Vibration resistance: | Max. 50 m / s ² from 10 Hz ... 500 Hz, 10 cycles, 3-axis (sinusoidal EN IEC 60068-2-6) |
| Climate resistance: | Damp heat, cyclic: 96 hours, + 25 °C/97 %, + 55 °C/93 % relative humidity, as per EN IEC 60068-2-30 Damp heat, steady: 56 days, + 40 °C/93 % relative humidity, according to EN IEC 60068-2-78 Saline mist: 96 hours, + 35 °C in chemical solution NaCl, as per EN IEC 60068-2-11 Dry heat: 96 hours, + 70 °C, as per EN IEC 60068-2-2 Low temperature: 96 hours, - 40 °C (as per EN IEC 60068-2-1) Simulated solar radiation test SA2 and weathering test SB1 as per EN IEC 60068-2-5 |

CERTIFICATE

| | |
|----------------------|--|
| Approbations: | CB (IEC 60947-5-1. IEC60947-5-5), CCC, UL NKCR |
| Conformities: | CE, 2006 / 42 / EC (MD), 2011 / 65 / EC (RoHS) |
| REACH: | REACH compliant |
| RoHS: | RoHS compliant |

OTHER

| | |
|----------------------------|--|
| Short Description: | Stop switch, Ø 22.3 mm, Ø 32 mm, Mushroom-head, Illuminated, Black, Plastic, opaque, Round, 1 NC / 1 NO, Maintained, Flat ribbon cable 300 mm, IP65, IP66, IP67, according to DIN EN 60529, Twist to unlock, Red |
| Material: | Plastic, according to UL 94 V0 |
| Housing colour: | Grey |
| Housing material: | Plastic, according to UL 94 V0 |
| Product attributes: | Twist to unlock clockwise |

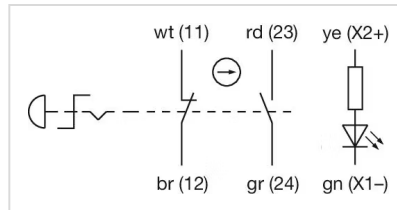
Hints:

Position indication ring black
Twist to unlock clockwise
Luminosity and wave length variations caused by LED manufacturing processes may cause slight differences regarding the illumination. The customer has to decide what resistor shall be used to the LED

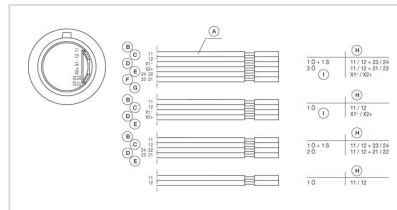
Description component:

The double-break switching system can be supplied for the following switching functions: 1 Normally closed, 2 Normally closed, 1 Normally closed + 1 Normally open. The Normally closed contacts have forced opening according to EN 60947-5-5,Material housing actuator: Plastic as per UL94 V0,Material lens: Plastic as per UL94 V2

Wiring diagrams:

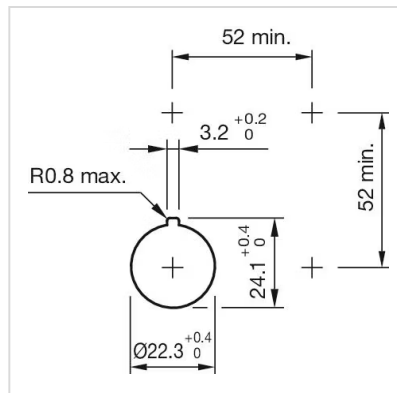


Component layouts:



- A = Cable
- B = white
- C = brown
- D = green
- E = yellow
- F = grey
- G = pink
- H = Terminals
- I = Illumination

Mounting cut-outs:



Dimension drawings:

