


Switching element

71-672.026

Distribution by
DigiKey

DigiKey



<https://digikey.eao.com/component/71-672.026/...>

Your product:



71-672.026 Switching element

Loading ...

ELECTRICAL CHARACTERISTICS

Contacts:	2 NC / 2 NO
Forward voltage:	
Switching rating:	250 V @ 3 A

MECHANICAL CHARACTERISTICS

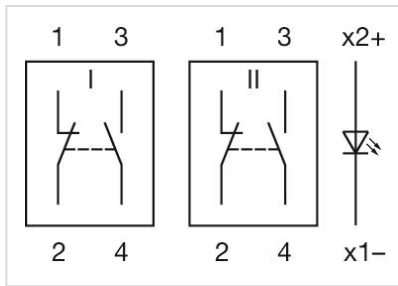
Terminal:	PCB terminal
Contact material:	Gold
Switching system:	Snap-action switching element
Switching positions:	3 positions
Weight:	0.003 kg

CERTIFICATE

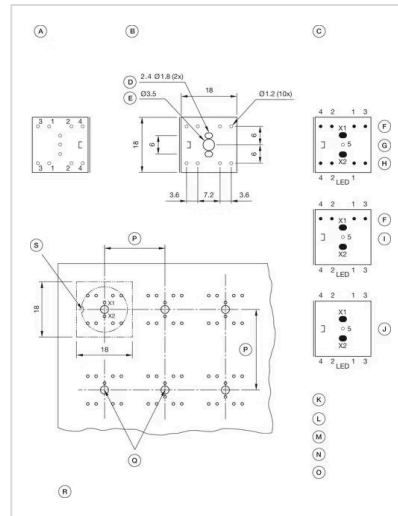
REACH:	REACH compliant
RoHS:	RoHS compliant

OTHER

Short Description:	Switching element, Snap-action switching element, 250 V @ 3 A, Gold, 2 NC / 2 NO, PCB terminal
Housing material:	Plastic, according to UL 94 V0
Product attributes:	Including locking pin
Hints:	Including locking pin
Wiring diagrams:	



Component layouts:



- A = Terminals (rear side)
- B = Drilling plan (component side)
- C = non-metallic
- D = Cu-Pad
- E = Occupancy plan (component side)
- F = 1. Switch
- G = Switching element 2 Normally close + 2 Normally open, Part No. 71-672.026
- H = 2. Switches
- I = Switching element 1 Normally close + 1 Normally open, Part No. 71-671.026
- J = Illumination element, Part No. 71-670.026
- K = X1 Lamp cathode (-)
- L = X2 Lamp anode (+)
- M = 1-2 Contact normally closed
- N = 3-4 Contact normally open
- O = 5 Hole for interlocking pin
- P = Front dimension min.
- Q = Position interlocking pin
- R = Note:
 Pitch of the print circuit board hole $\varnothing 3.5$ must agree with the mounting holes on the front plate
- S = Slot in actuator