

Actuator

71-641.0

Distribution by
DigiKey

DigiKey



<https://digikey.eao.com/p/71-641.0>

Your product:



71-641.0 Actuator

MOUNTING

Mounting type: Panel mounting

OPERATING-/INDICATION PART

Lever material: plastic

Lever shape: short

ELECTRICAL CHARACTERISTICS

Switching voltage and switching current:

Switch rating AC $\cos\phi$ 0,7 ... 0,8
gemäss EN IEC 60947-5-1

Voltage	250 VAC
Current	3 A

Switch rating DC
gemäss EN IEC 60947-5-1

Voltage	24 VDC	250 VDC
Current	3 A	0.5 A

Surge voltage resistance: 2500 VAC, 50 Hz, 1 minute, as per DIN / IEC 60512-2 between all terminals and earth

Recommended minimum operational data:

Voltage	5 VAC/DC
Current	10 mA

MECHANICAL CHARACTERISTICS

Switching action: Momentary - Rest

Switching system: Self-cleaning, double-break snap action switching system, 1 normally closed and 1 normally open contact per element.

Switching positions: 2 positions

Switching angle: 42° left

Mechanical lifetime: 100 000 cycles of operation

Tightening torque: Fixing nut max. 0.5 Nm

Weight: 0.003 kg

AMBIENT CONDITION

IP Protection: IP65 front side

Operating temperature: – 25 °C ... + 55 °C

Storage temperature: – 40 °C ... + 85 °C

Shock resistance: Max. 500 m/s², pulse width, 3-axis (sinusoidal EN IEC 60068-2-27)

Vibration resistance: Max. 100 m / s² from 10 Hz ... 500 Hz, (sinusoidal EN IEC 60068-2-6)

Climate resistance: Damp heat, steady: 56 days, + 40 °C/93 % relative humidity, according to EN IEC 60068-2-78

CERTIFICATE

Conformities: CE, UKCA, 2011 / 65 / EC (RoHS), 2014 / 35 / EU (LVD)

REACH: REACH compliant

RoHS: RoHS compliant

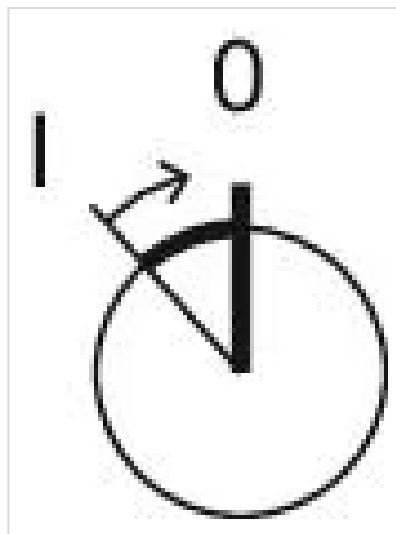
OTHER

Short Description: Actuator, optional illuminative, short, Momentary - Rest


Housing material: Plastic, according to UL 94 V0

Hints: Pitch of the front plate mounting holes must agree with the printed circuit board holes Ø 3.5 mm

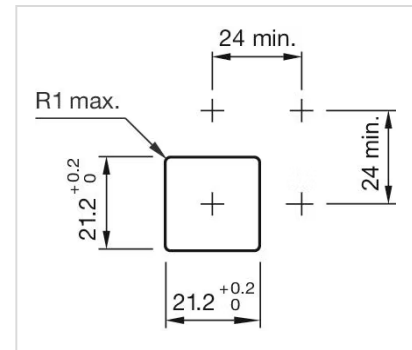
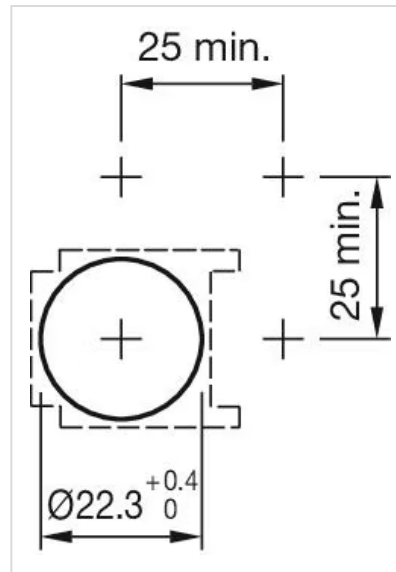
Switching positions:



Wiring diagrams:



Mounting cut-outs:



Dimension drawings:

