


Switching element - Not recommended for new design

Distribution by
DigiKey

DigiKey

704.905.1/D



<https://digikey.eao.com/component/704.905.1/D...>

Your product:



704.905.1/D

Switching element - Not recommended for new design

PRODUCT RANGE

Product Status:

Not Recommended for new design

successor product:

<https://www.eao.com/c/704.905.1%2FD-1>

ELECTRICAL CHARACTERISTICS

Switching voltage and switching current:

as per DIN EN IEC 60947-5-1			
voltage		DC13	AC15
24 V		2,5 A	
60 V		0,8 A	
110 V		0,6 A	
120 V			4,5 A
230 V		0,2 A	4,5 A
400 V		0,15 A	4,0 A
500 V		0,7 A	2,5 A
as per UL 60947-5-1			
voltage		power	
24 VDC		2,5 A, Pilot duty	
60 VDC		0,8 A, Pilot duty	
120 VDC		0,6 A, Pilot duty	
240 VDC		0,2 A, Pilot duty	
415 VDC		0,15 A, Pilot duty	
480 VDC		0,07A, Pilot duty	
120 VAC		4,5 A, Pilot duty	
240 VAC		4,5 A, Pilot duty	
415 VAC		4,0 A, Pilot duty	
480 VAC		2,5 A, Pilot duty	

For voltages greater than $U_e = 400$ V, the grid dimensions must not be less than 35 mm x 50 mm.

Contacts:

1 NO

Rated impulse withstand voltage U_{imp} :

4 kV, according to EN/IEC 60947-5-1

Rated insulation voltage U_i :

500 V

Recommended minimum operational data:

Gold-silver contacts			
Voltage	5 VDC	24 VDC	110 VDC
Current	15 mA	5 mA	2 mA
Hard silver contacts			
Voltage	24 VDC	110 VDC	
Current	50 mA	10 mA	

Switching rating:

500 V AC @ 6 A

Electrical lifetime:	50 000 cycles of operation
Pollution degree:	3
Standards:	The switches comply with the "Standards for low-voltage switching devices" EN IEC 60947-5-1
Thermal current I_{th}:	10 A Max. permissible current for continuous operation and ambient temperatures not exceeding the specified max. values.

MECHANICAL CHARACTERISTICS

Terminal:	Double plug-in terminal, 6.3 x 0.8 mm
Contact material:	Silver
Switching system:	Snap-action switching element
Switching system:	The double-break, snap-action switching element is equipped with one or two independent contact systems, acting as normally open or normally closed contact. The snap-action switching element is fitted with self-cleaning contacts.
Operating force:	1 Normally closed approx. 1.9 N, 1 Normally open approx. 2 N
Wire cross section:	Double plug-in terminal 2 x 6.3 mm x 0.8 mm
Weight:	0.006 kg

AMBIENT CONDITION

Operating temperature:	- 40 °C ... + 55 °C
Storage temperature:	- 40 °C ... + 85 °C
Shock resistance:	300 m/s ² , pulse width 11 ms, 3-axis, (single impacts, semi-sinusoidal as per DIN EN 60068-2-27)
Vibration resistance:	100 m/s ² at 10 Hz ... 500 Hz, amplitude 0.75 mm, (sinusoidal according to DIN EN 60068-2-6)
Climate resistance:	Relative humidity, max. 95%, non-condensing

CERTIFICATE

Approbations:	CB (IEC 60947-5-1), cULus, DNV, EAC, NFF, VDE
Conformities:	CE, CCC, UKCA
REACH:	REACH compliant
RoHS:	RoHS compliant

OTHER

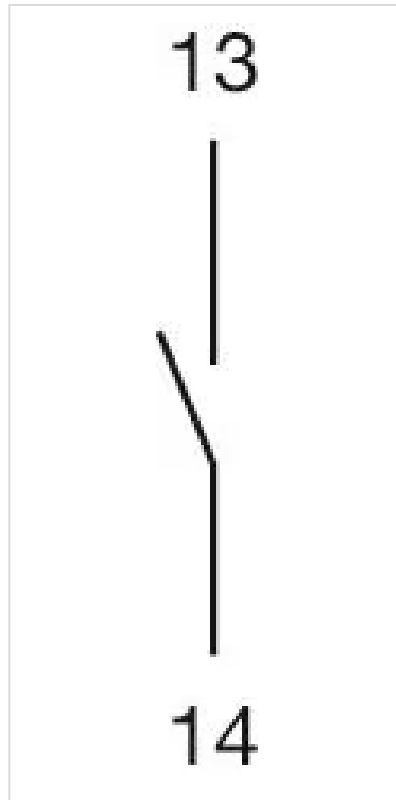
Short Description:	Switching element - Not recommended for new design, Snap-action switching
---------------------------	---

element, 500 V AC @ 6 A, Silver, 1 NO, Double plug-in terminal, 6.3 x 0.8 mm

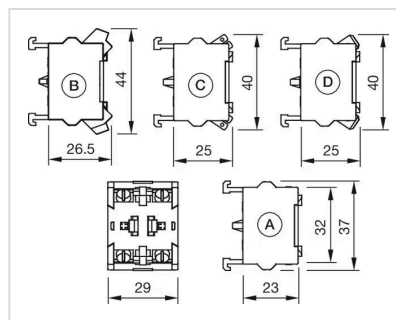
Hints:

When using the switching element, the application guidelines must be observed.
For the third switching element the terminal marking insert is to be ordered separately
Operating temperature: Other temperatures on request

Wiring diagrams:



Dimension drawings:



- A = Screw terminal
- B = Push-in terminal (PIT)
- C = Plug-in terminal 6.3 mm x 0.8 mm
- D = Double plug-in terminal 6.3 mm x 0.8 mm