

Actuator

51-
747.0292

Distribution by
DigiKey

DigiKey



<https://digikey.eao.com/component/51-747.0292...>

Your product:



51-747.0292 Actuator

Loading ...

FRONT

| | |
|------------------------------|---------|
| Front dimension: | Ø 18 mm |
| Front form: | Round |
| Front bezel colour: | Black |
| Front bezel material: | Plastic |

MOUNTING

| | |
|-----------------------|----------------|
| Design: | Raised |
| Mounting type: | Panel mounting |

OPERATING-/INDICATION PART

| | |
|---------------------------|-------------|
| Lens illumination: | Illuminated |
|---------------------------|-------------|

ELECTRICAL CHARACTERISTICS

| | |
|---|---|
| Switching voltage and switching current: | 250 VAC, 5 A (ohmic) 250 VAC, 3 A (Soldering terminal) 250 VAC, 2 A (inductive, $\cos(\phi) = 0.7$) 125 VAC, 3 A (inductive, $\cos(\phi) = 0.7$) 220 VDC, 0.1 A (inductive, L:R = 30 ms) 110 VDC, 0.2 A (inductive, L:R = 30 ms) 60 VDC, 0.7 A (inductive, L:R = 30 ms) 24 VDC, 2 A (inductive, L:R = 30 ms) |
| Contacts: | 1 NC / 1 NO |
| Rated Operational Voltage Ue: | 250 VAC/DC according to EN IEC 60947-1 |
| Switching rating: | 250 V @ 5 A |
| Electrical lifetime: | 50 000 cycles of operation |
| Electric strength: | 2500 VAC, 50 Hz, 1 min. between all terminals and earth, according to IEC 61058-1, part 15 |

| | |
|--|---|
| Protection class: | II |
| Standards: | According to EN/IEC 61058-1 |
| Thermal current I_{th}: | 5 A, according to EN / IEC 60947-5-1 The maximum current in continuous operation and at ambient temperature not exceeding the quoted maximum values. |

MECHANICAL CHARACTERISTICS

| | |
|-----------------------------|--|
| Terminal: | Universal soldering terminal |
| Contact material: | Gold |
| Switching action: | Maintained |
| Switching system: | Snap-action switching element |
| Switching system: | Self-cleaning, double-break snap action switching system, 1 normally closed and 1 normally open contact per element. |
| Mechanical lifetime: | 1 Mil. cycles of operation |
| Operating force: | 1,8 ... 6 N, depending on the number of switching elements |
| Operating Travel: | 3 mm |
| Tightening torque: | Fixing nut max. 0.5 Nm |
| Wire cross section: | Snap-action switching element with tinned soldering terminals at the sides Max. wire diameter 2 wires à 1.2 mm Max. wire cross-section of stranded cable 1 x 1 mm ² |
| Weight: | 0.008 kg |

AMBIENT CONDITION

| | |
|-------------------------------|--|
| IP front protection: | IP65, according to DIN EN 60529 |
| Operating temperature: | - 25 °C ... + 55 °C, mounted as a block, make sure the heat can escape freely |
| Storage temperature: | - 40 °C ... + 85 °C |
| Shock resistance: | 15 g for 11 ms, as per DIN / EN 60512-4-3, DIN / EN 60068-2-27 (Single impacts, semi-sinusoidal) |
| Vibration resistance: | 10 g at 10 Hz...1500 Hz, amplitude 0.75 mm (Sinusoidal), according to DIN EN 60512-4-4, DIN EN 60068-2-6 |
| Climate resistance: | Standard condition, as per DIN EN 60068-2-30 Changing condition, as per DIN EN 60068-2-14 |

CERTIFICATE

| | |
|----------------------|---|
| Approbations: | CB (IEC 61058-1), CQC, CSA, DNV, ENEC (EN 61058-1), UL |
| Conformities: | CE, UKCA, 2011 / 65 / EC (RoHS), 2014 / 30 / EU (EMC), 2014 / 35 / EU (LVD) |

REACH: REACH compliant

RoHS: RoHS compliant

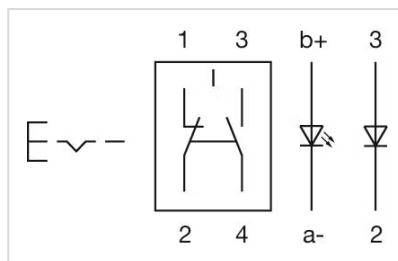
OTHER

Short Description: Actuator, Ø 18 mm, Illuminated, Round, Black, Plastic, 1 NC / 1 NO, Maintained, Universal soldering terminal, IP65, according to DIN EN 60529

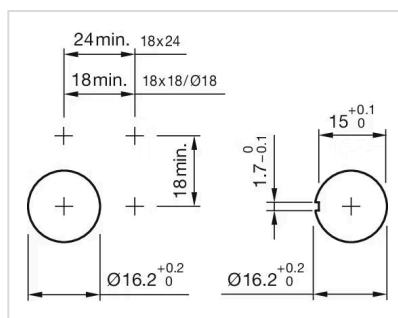
Internal size: Ø 15,8 mm

Housing colour: Black

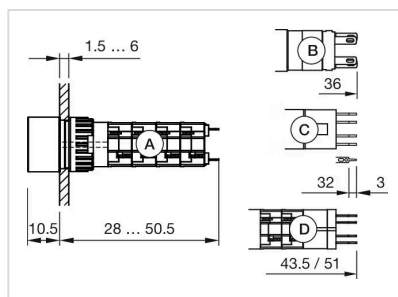
Wiring diagrams:



Mounting cut-outs:



Dimension drawings:



- A = Solder terminal
- B = Plug-in terminal 2.8 mm x 0.5 mm
- C = Universal terminal 2.0 mm x 0.5 mm
- D = Universal-Solder terminal