

# Actuator

51-  
452.036F

Distribution by  
DigiKey

**DigiKey**



<https://digikey.eao.com/component/51-452.036F...>

Your product:

---



## 51-452.036F Actuator

*Loading ...*

### MOUNTING

<b>Design:</b>	Flush
<b>Mounting type:</b>	Panel mounting

### OPERATING-/INDICATION PART

<b>Lens illumination:</b>	Illuminated
---------------------------	-------------

### ELECTRICAL CHARACTERISTICS

<b>Switching voltage and switching current:</b>	100 mA at 42 VAC/VDC
<b>Contacts:</b>	2 NC
<b>Switching rating:</b>	42 V @ 0,1 A
<b>Electric strength:</b>	2500 VAC, 50 Hz, 1 min. between all terminals and earth, according to IEC 61058-1, part 15

### MECHANICAL CHARACTERISTICS

<b>Terminal:</b>	Universal terminal, 2 x 0.5 mm
<b>Contact material:</b>	Gold
<b>Switching action:</b>	Momentary
<b>Switching system:</b>	Low-level element
<b>Switching system:</b>	<p>This low-level switching element was designed for switching low powers in electronic circuits. The mechanism assures reliable switching of loads ranging from a few <math>\mu\text{A}/\mu\text{V}</math> up to 100 mA/ 42 VAC/DC.</p> <p>Single-break momentary contact, as normally open or normally closed with 4 independent points of contact. 2 momentary contacts per switching element; combination of normally open and normally closed is possible.</p> <p>Special features are the long life, extremely short rebound time and stable contact resistance.</p>

**Mechanical lifetime:**

5 Mil. cycles of operation

**Operating force:** 1,8 ... 3,5 N

**Operating Travel:** 3 mm

**Tightening torque:** Fixing nut max. 0.5 Nm

**Terminal details 1:** The universal terminals permit these units to be mounted on printed circuit boards (PCB). These terminals can also be used as soldering or plug-in terminals. For these terminals we can also supply a plug-in base which, when soldered on to the board, enables the switch to be plugged in.

**Weight:** 0.007 kg

### AMBIENT CONDITION

**IP front protection:** IP65, according to DIN EN 60529

**Operating temperature:** – 25 °C ... + 55 °C, mounted as a block, make sure the heat can escape freely

**Storage temperature:** – 40 °C ... + 85 °C

**Shock resistance:** 15 g for 11 ms, as per DIN / EN 60512-4-3, DIN / EN 60068-2-27 (Single impacts, semi-sinusoidal)

### CERTIFICATE

**REACH:** REACH compliant

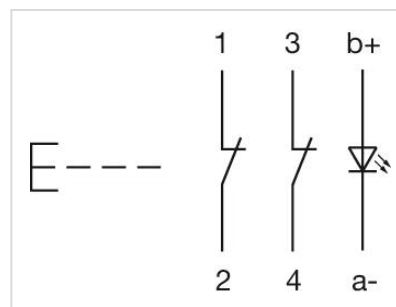
**RoHS:** RoHS compliant

### OTHER

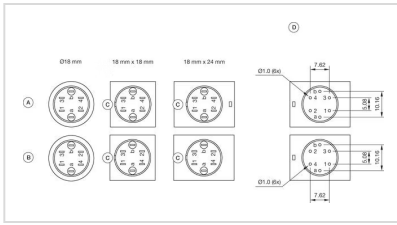
**Short Description:** Actuator, Illuminated, 2 NC, Momentary, Universal terminal, 2 x 0.5 mm, IP65, according to DIN EN 60529

**Housing colour:** Black

**Wiring diagrams:**

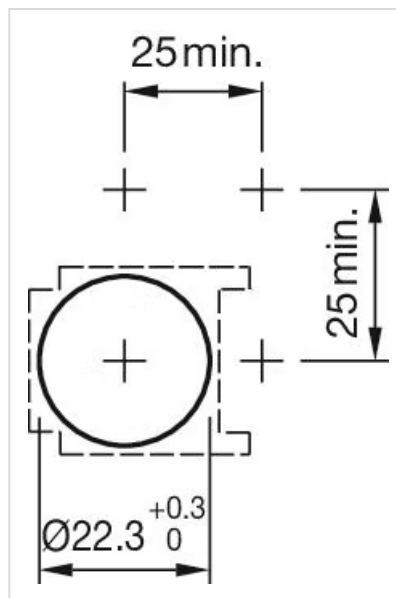
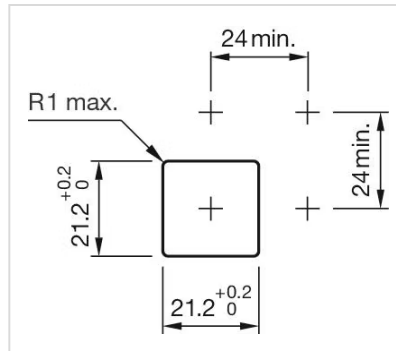
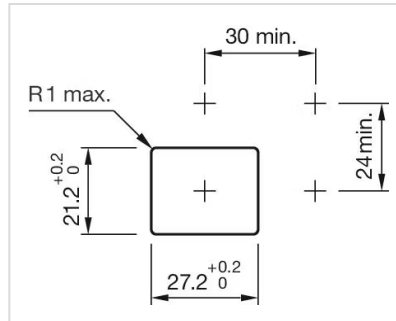


**Component layouts:**

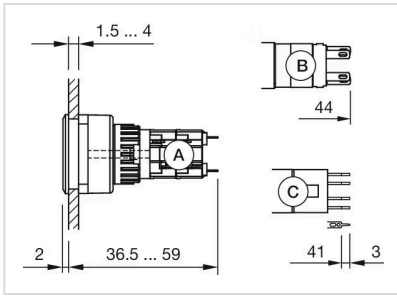


- A = Universal terminal (rear side)
- B = Plug-in terminal (rear side)
- C = Anti twist device
- D = Drilling plan

**Mounting cut-outs:**



**Dimension drawings:**



- A = Solder terminal
- B = Plug-in terminal 2.8 mm x 0.5 mm
- C = Universal terminal 2.0 mm x 0.5 mm