

# Actuator

51-  
412.036D

Distribution by  
DigiKey

**DigiKey**



<https://digikey.eao.com/p/51-412.036D>

Your product:

---



## 51-412.036D Actuator

### FRONT

**Front dimension:** Ø 18 mm

**Front form:** Round

### MOUNTING

**Design:** Raised

**Mounting type:** Panel mounting

### ELECTRICAL CHARACTERISTICS

**Switching voltage and switching current:** 100 mA at 42 VAC/VDC

**Contacts:** 1 NC / 1 NO

**Switching rating:** 42 V @ 0,1 A

**Electric strength:** 2500 VAC, 50 Hz, 1 min. between all terminals and earth, according to IEC 61058-1, part 15

**Electrostatic discharge (ESD):** ≤ 15 KV

### MECHANICAL CHARACTERISTICS

**Terminal:** Universal terminal, 2 x 0.5 mm

**Contact material:** Gold

**Switching action:** Rest (a) - Maintained (a)

**Switching system:** Low-level element

**Switching system:** This low-level switching element was designed for switching low powers in electronic circuits. The mechanism assures reliable switching of loads ranging from a few  $\mu\text{A}/\mu\text{V}$  up to 100 mA/ 42 VAC/DC.  
Single-break momentary contact, as normally open or normally closed with 4 independent points of contact. 2 momentary contacts per switching element;

combination of normally open and normally closed is possible.  
Special features are the long life, extremely short rebound time and stable contact resistance.

<b>Switching positions:</b>	2 positions
<b>Switching angle:</b>	90° right
<b>Mechanical lifetime:</b>	50 000 cycles of operation
<b>Operating force:</b>	1,8 ... 3,5 N
<b>Tightening torque:</b>	Fixing nut max. 0.5 Nm
<b>Terminal details 1:</b>	The universal terminals permit these units to be mounted on printed circuit boards (PCB). These terminals can also be used as soldering or plug-in terminals. For these terminals we can also supply a plug-in base which, when soldered on to the board, enables the switch to be plugged in.
<b>Weight:</b>	0.016 kg

#### **AMBIENT CONDITION**

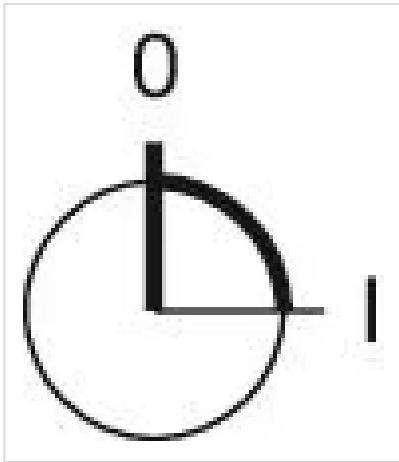
<b>IP front protection:</b>	IP65, according to DIN EN 60529
<b>Operating temperature:</b>	– 25 °C ... + 55 °C
<b>Storage temperature:</b>	– 40 °C ... + 85 °C
<b>Shock resistance:</b>	15 g for 11 ms, as per DIN / EN 60512-4-3, DIN / EN 60068-2-27 (Single impacts, semi-sinusoidal)

#### **CERTIFICATE**

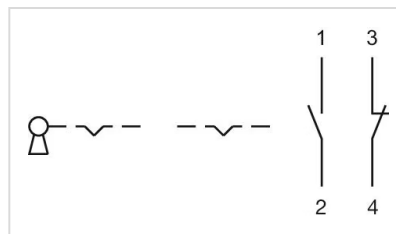
<b>Approbations:</b>	CB (IEC 61058-1), CQC, CSA, DNV, ENEC (EN 61058-1), UL
<b>REACH:</b>	REACH compliant
<b>RoHS:</b>	RoHS compliant

#### **OTHER**

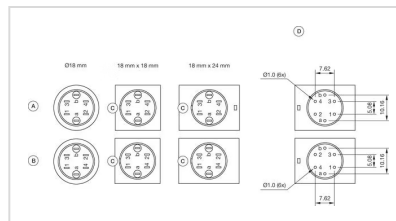
<b>Short Description:</b>	Actuator, Ø 18 mm, Round, 1 NC / 1 NO, Rest (a) - Maintained (a), Universal terminal, 2 x 0.5 mm, IP65, according to DIN EN 60529
<b>Housing colour:</b>	Black
<b>Hints:</b>	Standard lock: DOM 311
<b>Switching positions:</b>	



**Wiring diagrams:**

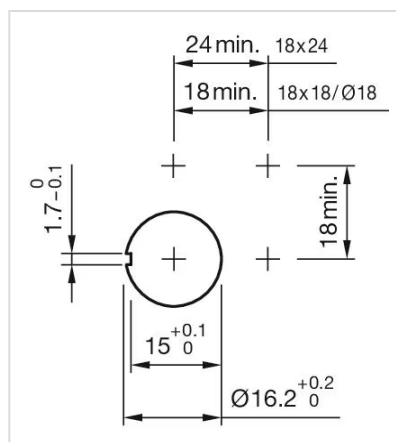


**Component layouts:**



A = Universal terminal (rear side)  
B = Plug-in terminal (rear side)  
C = Anti twist device  
D = Drilling plan

**Mounting cut-outs:**



**Dimension drawings:**



A = Solder terminal

B = Plug-in terminal 2.8 mm x 0.5 mm

C = Universal terminal 2.0 mm x 0.5 mm