

Actuator

31-
473.036

Distribution by
DigiKey

DigiKey



<https://digikey.eao.com/component/31-473.036/...>

Your product:



31-473.036 Actuator

Loading ...

PRODUCT RANGE

Product Status: Not Recommended for new design

FRONT

Front dimension: Ø 18 mm

Front form: Round

Front bezel colour: Black

Front bezel material: Plastic

MOUNTING

Design: Raised

Mounting cut-out: Ø 16 mm

Mounting type: Panel mounting

OPERATING-/INDICATION PART

Lens illumination: Illuminated

ELECTRICAL CHARACTERISTICS

Contacts: 1 NC / 1 NO

Switching rating: 42 V @ 0,1 A

Standards: According to EN/IEC 61058-1

MECHANICAL CHARACTERISTICS

Terminal:	Universal terminal, 2 x 0.5 mm
Contact material:	Gold
Switching action:	Maintained
Switching system:	Low-level element
Mechanical lifetime:	1 Mil. cycles of operation
Operating force:	3 N ... 3.5 N
Operating Travel:	ca. 3 mm
Tightening torque:	Fixing nut max. 0.5 Nm
Wire cross section:	Max. wire diameter 2 wires à 0.8 mm Max. wire cross-section of stranded cable 1 x 0.75 mm ²
Weight:	0.007 kg

AMBIENT CONDITION

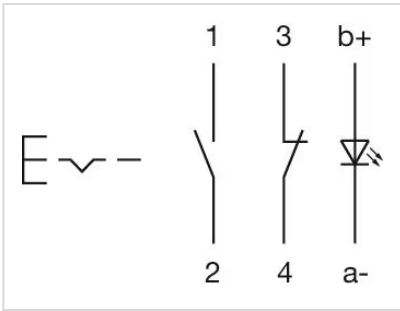
IP Protection:	IP40 front side, IP67 with front protective cap
Operating temperature:	- 25 °C ... + 55 °C, mounted as a block, make sure the heat can escape freely
Storage temperature:	- 40 °C ... + 85 °C
Climate resistance:	Standard condition according to IEC 60068-2-3 Changing condition according to IEC 60068-2-14

CERTIFICATE

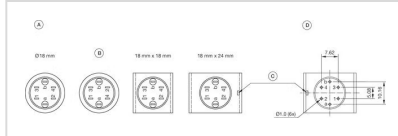
Conformities:	CE, UKCA, 2011 / 65 / EC (RoHS), 2014 / 35 / EU (LVD)
REACH:	REACH compliant
RoHS:	RoHS compliant

OTHER

Short Description:	Actuator, Ø 16 mm, Ø 18 mm, Illuminated, Round, Black, Plastic, 1 NC / 1 NO, Maintained, Universal terminal, 2 x 0.5 mm
Internal size:	Ø 15,8 mm
Housing colour:	Black
max. number of switching elements:	1
Wiring diagrams:	

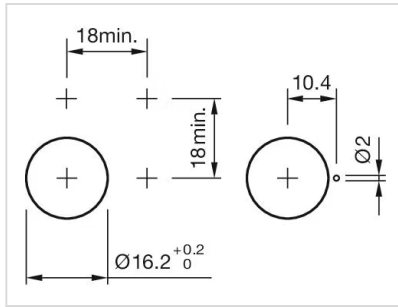


Component layouts:

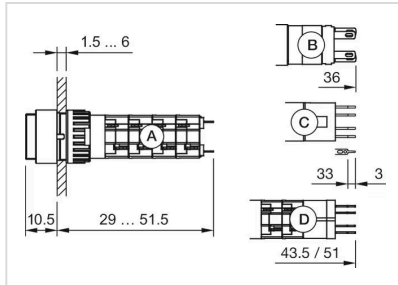


- A = Terminals (rear side)
- B = Diode block
- C = Anti twist device only 18 mm x 24 mm
- D = Drilling plan (component side)

Mounting cut-outs:



Dimension drawings:



- A = Solder terminal
- B = Plug-in terminal 2.8 mm x 0.5 mm
- C = Universal terminal 2.0 mm x 0.5 mm
- D = Universal-Solder terminal