

Actuator

19-
431.035

Distribution by
DigiKey

DigiKey



<https://digikey.eao.com/component/19-431.035/...>

Your product:



19-431.035 Actuator

FRONT

Front dimension:	Ø 9 mm
Front form:	Round
Front bezel colour:	Black
Front bezel material:	Plastic

MOUNTING

Design:	Raised
Mounting cut-out:	Ø 8 mm
Mounting type:	Panel mounting

OPERATING-/INDICATION PART

Lens illumination:	Illuminated
--------------------	-------------

ELECTRICAL CHARACTERISTICS

Switching voltage and switching current:	100 mA at 42 VAC/VDC
Contacts:	1 NO
Switching rating:	50 V @ 0,1 A
Electric strength:	2500 VAC, 50 Hz, 1 minute, as per IEC 60512-2-11 between all terminals and earth

MECHANICAL CHARACTERISTICS

Terminal:	Plug-in terminal, 2 x 0.5 mm
Contact material:	

Gold

Switching action:	Momentary
Switching system:	Low-level element
Switching system:	This low-level switching element was developed for low switching voltages and currents. Single-break momentary contact, as normally open or normally closed with 4 independent points of contact.
Mechanical lifetime:	5 Mil. cycles of operation
Operating force:	1.8 N \pm 0.3 N
Operating Travel:	ca. 2.8 mm \pm 0.2 mm
Tightening torque:	Fixing nut max. 0.2 Nm
Wire cross section:	Max. wire diameter 2 wires à 0.8 mm Max. wire cross-section of stranded cable 1 x 0.75 mm ²
Weight:	0.002 kg

AMBIENT CONDITION

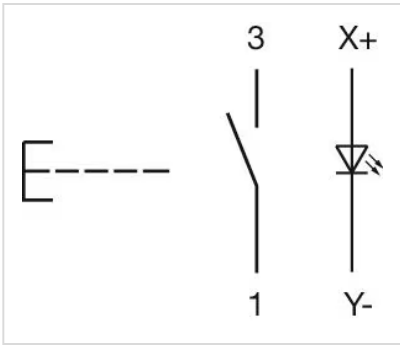
IP Protection:	IP40 front side, according to DIN EN 60529
Operating temperature:	– 25 °C ... + 45 °C with filament lamp, – 25 °C ... + 65 °C with LED, – 25 °C ... + 65 °C without illumination, mounted as a block, make sure the heat can escape freely
Storage temperature:	– 40 °C ... + 85 °C
Shock resistance:	15 g for 11 ms, as per DIN/EN 60512-4-3, IEC 60068-2-27 (Single impacts, semi-sinusoidal)

CERTIFICATE

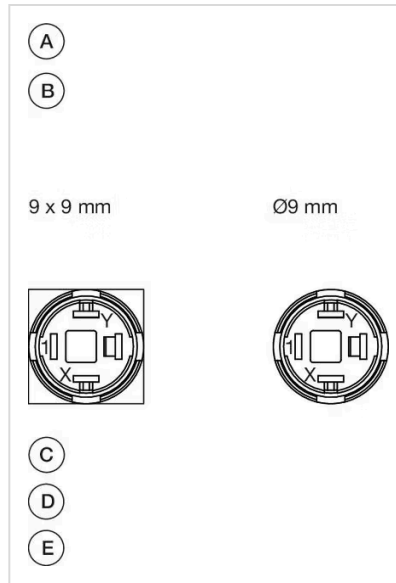
Conformities:	2011 / 65 / EC (RoHS)
REACH:	REACH compliant
RoHS:	RoHS compliant

OTHER

Short Description:	Actuator, Ø 8 mm, Ø 9 mm, Illuminated, Round, Black, Plastic, 1 NO, Momentary, Plug-in terminal, 2 x 0.5 mm
Internal size:	Ø 7,3 mm
Housing colour:	Black
Housing material:	Plastic
Wiring diagrams:	

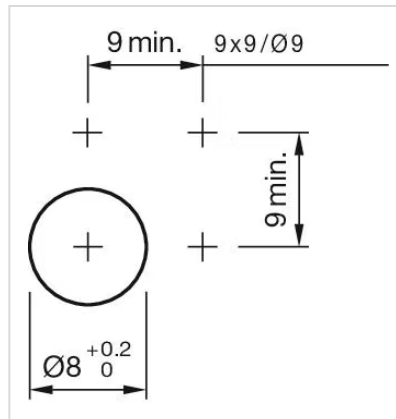


Component layouts:



A = Terminals (rear side)
 B = Illuminated pushbutton
 C = x = Contact No.
 D = 2 = Normally open
 E = 4 = Normally close

Mounting cut-outs:



Dimension drawings:

