

Actuator

14-
572.0360

Distribution by
DigiKey

DigiKey



<https://digikey.eao.com/component/14-572.0360...>

Your product:



14-572.0360 Actuator

Loading ...

FRONT

Front form:	Round
Front bezel colour:	Nature
Front bezel material:	Aluminium

MOUNTING

Mounting type:	Panel mounting
-----------------------	----------------

OPERATING-/INDICATION PART

Lever colour:	Black
Lever material:	plastic
Lever shape:	long

ELECTRICAL CHARACTERISTICS

Switching voltage and switching current:	100 mA at 42 VAC/VDC
Contacts:	1 NC / 1 NO
Switching rating:	42 V @ 0,1 A
Electric strength:	3000 VAC, 50 Hz, 1 min. between all terminals and earth, according to EN/IEC 61058-1
Protection class:	II

MECHANICAL CHARACTERISTICS

Terminal:	Universal terminal, 2 x 0.5 mm
Contact material:	

Gold

Switching action:	Rest - Maintained
Switching system:	Low-level element
Switching system:	<p>This low-level switching element was designed for switching low powers in electronic circuits. The mechanism assures reliable switching of loads ranging from a few $\mu\text{A}/\mu\text{V}$ up to 100 mA/ 42 VAC/DC.</p> <p>Single-break momentary contact, as normally open or normally closed with 4 independent points of contact. 2 momentary contacts per switching element; combination of normally open and normally closed is possible.</p> <p>Special features are the long life, extremely short rebound time and stable contact resistance.</p>
Switching positions:	2 positions
Switching angle:	90° right
Mechanical lifetime:	1 Mil. cycles of operation
Operating force:	3 N ... 4 N, depending on the number of switching elements
Tightening torque:	Fixing nut max. 0.25 Nm
Terminal details 1:	<p>The universal terminals permit these units to be mounted on printed circuit boards (PCB). These terminals can also be used as soldering or plug-in terminals.</p> <p>For these terminals we can also supply a plug-in base which, when soldered on to the board, enables the switch to be plugged in.</p>
Wire cross section:	<p>Max. wire diameter 2 wires of 1 mm</p> <p>Max. wire cross-section of stranded cable 2 x 0.75 mm²</p>
Weight:	0.022 kg

AMBIENT CONDITION

IP front protection:	IP67, according to DIN EN 60529
Operating temperature:	- 25 °C ... + 55 °C, mounted as a block, make sure the heat can escape freely
Storage temperature:	- 40 °C ... + 85 °C
Shock resistance:	Max. 150 m / s ² , pulse width 11 ms, 3-axis, (semi-sinusoidal as per EN IEC 60068-2-27)

CERTIFICATE

Conformities:	2011 / 65 / EC (RoHS), 2014 / 35 / EU (LVD)
REACH:	REACH compliant
RoHS:	RoHS compliant

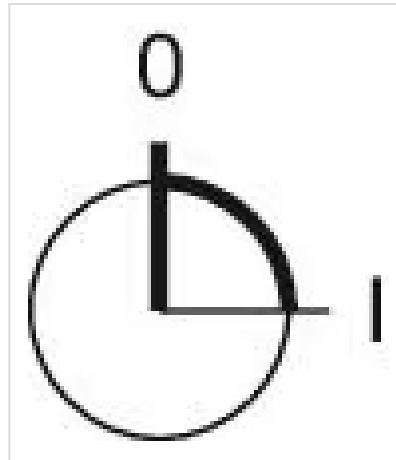
OTHER

Short Description:	Actuator, non illuminative, Black, long, Round, Nature, Aluminium, anodised, 1 NC / 1 NO, Rest - Maintained, Universal terminal, 2 x 0.5 mm, IP67, according to DIN
---------------------------	---

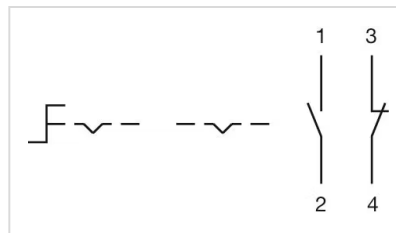
Hints:

The colour of anodised aluminium parts can vary due to technical production reasons

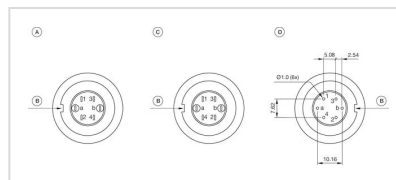
Switching positions:



Wiring diagrams:

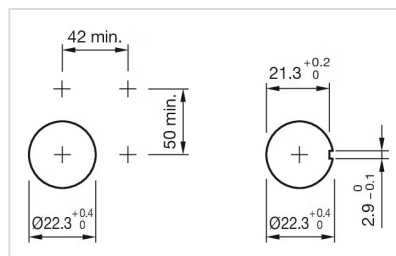


Component layouts:



- A = Terminals (rear side)
- B = Anti twist device
- C = Diode block
- D = Drilling plan (component side)

Mounting cut-outs:



Dimension drawings:

