

# Actuator

14-  
556.02502

Distribution by  
DigiKey

**DigiKey**



<https://digikey.eao.com/component/14-556.02502...>

Your product:

---



## 14-556.02502 Actuator

*Loading ...*

### FRONT

<b>Front form:</b>	Round
<b>Front bezel colour:</b>	Nature
<b>Front bezel material:</b>	Aluminium

### MOUNTING

<b>Mounting type:</b>	Panel mounting
-----------------------	----------------

### OPERATING-/INDICATION PART

<b>Lever colour:</b>	Black
<b>Lever material:</b>	plastic
<b>Lever shape:</b>	long

### ELECTRICAL CHARACTERISTICS

<b>Switching voltage and switching current:</b>	250 VAC, 5 A (ohmic) 250 VAC, 3 A (Soldering terminal) 250 VAC, 2 A (inductive, $\cos(\phi) = 0.7$ ) 220 VDC, 0.1 A (inductive, L:R = 30 ms) 110 VDC, 0.2 A (inductive, L:R = 30 ms) 60 VDC, 0.7 A (inductive, L:R = 30 ms) 24 VDC, 2 A (inductive, L:R = 30 ms)
<b>Contacts:</b>	1 NC / 1 NO
<b>Rated Operational Voltage <math>U_e</math>:</b>	250 VAC/DC according to EN IEC 61058-1
<b>Switching rating:</b>	250 V @ 3 A
<b>Electrical lifetime:</b>	50 000 cycles of operation
<b>Electric strength:</b>	3000 VAC, 50 Hz, 1 min. between all terminals and earth, according to EN/IEC 61058-1

<b>Protection class:</b>	II
<b>Standards:</b>	According to EN/IEC 61058-1
<b>Thermal current I<sub>th</sub>:</b>	The maximum current in continuous operation and at ambient temperature not exceeding the quoted maximum values. 3 A

## MECHANICAL CHARACTERISTICS

<b>Terminal:</b>	Soldering terminal
<b>Contact material:</b>	Gold
<b>Switching action:</b>	Rest - Maintained
<b>Switching system:</b>	Snap-action switching element
<b>Switching system:</b>	Self-cleaning, double-break snap action switching system, 1 normally closed and 1 normally open contact per element.
<b>Switching positions:</b>	2 positions
<b>Switching angle:</b>	90° right
<b>Mechanical lifetime:</b>	1 Mil. cycles of operation
<b>Operating force:</b>	3 N ... 6 N, depending on the number of switching elements
<b>Operating Travel:</b>	ca. 90°
<b>Tightening torque:</b>	Fixing nut max. 0.25 Nm
<b>Weight:</b>	0.024 kg

## AMBIENT CONDITION

<b>IP front protection:</b>	IP67, according to DIN EN 60529
<b>Operating temperature:</b>	- 25 °C ... + 55 °C, mounted as a block, make sure the heat can escape freely
<b>Storage temperature:</b>	- 40 °C ... + 85 °C
<b>Shock resistance:</b>	Max. 150 m / s <sup>2</sup> , pulse width 11 ms, 3-axis, (semi-sinusoidal as per EN IEC 60068-2-27)
<b>Vibration resistance:</b>	Max. 100 m / s <sup>2</sup> from 10 Hz ... 500 Hz, (sinusoidal EN IEC 60068-2-6)
<b>Climate resistance:</b>	Standard condition, as per DIN EN 60068-2-78 Standard cyclic, as per DIN IEC 60068-2-30

## CERTIFICATE

<b>Approbations:</b>	CB (IEC 61058-1), CQC, CSA, DNV, EAC, ENEC (EN 61058-1), UL, VDE
<b>Conformities:</b>	CE, UKCA, 2011 / 65 / EC (RoHS), 2014 / 35 / EU (LVD)
<b>REACH:</b>	

REACH compliant

**RoHS:**

RoHS compliant

**OTHER**

**Short Description:**

Actuator, non illuminative, Black, long, Round, Nature, Aluminium, anodised, 1 NC / 1 NO, Rest - Maintained, Soldering terminal, IP67, according to DIN EN 60529

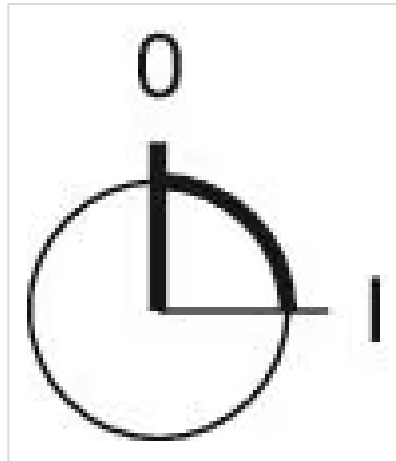
**Hints:**

The colour of anodised aluminium parts can vary due to technical production reasons

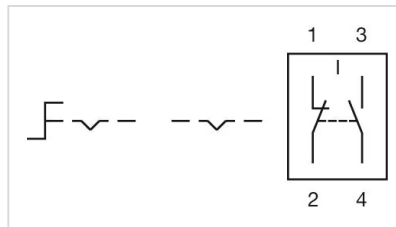
**max. number of switching elements:**

1

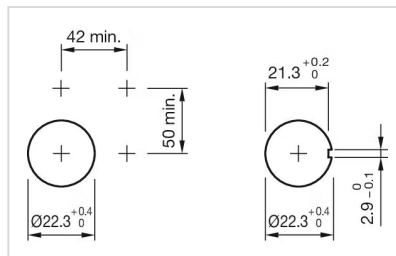
**Switching positions:**



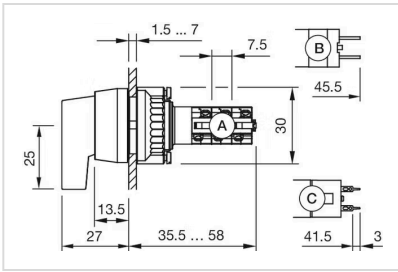
**Wiring diagrams:**



**Mounting cut-outs:**



**Dimension drawings:**



A = Solder terminal

B = Plug-in terminal 2.8 x 0.5 mm

C = Universal terminal 2.0 mm x 0.5 mm