

# Actuator

14-  
520.0360

Distribution by  
DigiKey

**DigiKey**



<https://digikey.eao.com/component/14-520.0360...>

Your product:

---



## 14-520.0360 Actuator

*Loading ...*

### FRONT

<b>Front form:</b>	Round
<b>Front bezel colour:</b>	Nature
<b>Front bezel material:</b>	Aluminium

### MOUNTING

<b>Mounting type:</b>	Panel mounting
-----------------------	----------------

### OPERATING-/INDICATION PART

<b>Lever colour:</b>	Black
<b>Lever material:</b>	plastic
<b>Lever shape:</b>	short

### ELECTRICAL CHARACTERISTICS

<b>Switching voltage and switching current:</b>	100 mA at 42 VAC/VDC
<b>Contacts:</b>	2 NO
<b>Switching rating:</b>	42 V @ 0,1 A
<b>Electric strength:</b>	3000 VAC, 50 Hz, 1 min. between all terminals and earth, according to EN/IEC 61058-1
<b>Protection class:</b>	II

### MECHANICAL CHARACTERISTICS

<b>Terminal:</b>	Universal terminal, 2 x 0.5 mm
<b>Contact material:</b>	

Gold

<b>Switching action:</b>	Rest - Maintained
<b>Switching system:</b>	Low-level element
<b>Switching system:</b>	<p>This low-level switching element was designed for switching low powers in electronic circuits. The mechanism assures reliable switching of loads ranging from a few <math>\mu\text{A}/\mu\text{V}</math> up to 100 mA/ 42 VAC/DC.</p> <p>Single-break momentary contact, as normally open or normally closed with 4 independent points of contact. 2 momentary contacts per switching element; combination of normally open and normally closed is possible.</p> <p>Special features are the long life, extremely short rebound time and stable contact resistance.</p>
<b>Switching positions:</b>	2 positions
<b>Switching angle:</b>	90° right
<b>Mechanical lifetime:</b>	1 Mil. cycles of operation
<b>Operating force:</b>	3 N ... 4 N, depending on the number of switching elements
<b>Tightening torque:</b>	Fixing nut max. 0.25 Nm
<b>Terminal details 1:</b>	<p>The universal terminals permit these units to be mounted on printed circuit boards (PCB). These terminals can also be used as soldering or plug-in terminals.</p> <p>For these terminals we can also supply a plug-in base which, when soldered on to the board, enables the switch to be plugged in.</p>
<b>Wire cross section:</b>	<p>Max. wire diameter 2 wires of 1 mm</p> <p>Max. wire cross-section of stranded cable 2 x 0.75 mm<sup>2</sup></p>
<b>Weight:</b>	0.025 kg

## AMBIENT CONDITION

<b>IP front protection:</b>	IP67, according to DIN EN 60529
<b>Operating temperature:</b>	- 25 °C ... + 55 °C, mounted as a block, make sure the heat can escape freely
<b>Storage temperature:</b>	- 40 °C ... + 85 °C
<b>Shock resistance:</b>	Max. 150 m / s <sup>2</sup> , pulse width 11 ms, 3-axis, (semi-sinusoidal as per EN IEC 60068-2-27)

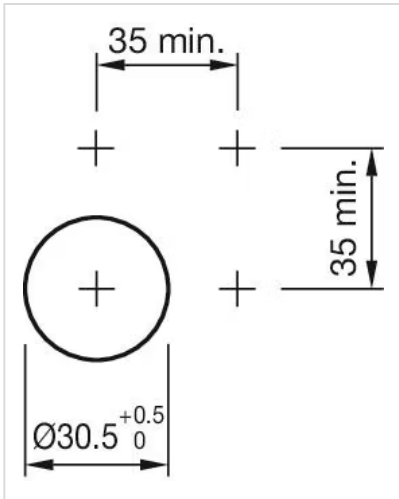
## CERTIFICATE

<b>Conformities:</b>	2011 / 65 / EC (RoHS), 2014 / 35 / EU (LVD)
<b>REACH:</b>	REACH compliant
<b>RoHS:</b>	RoHS compliant

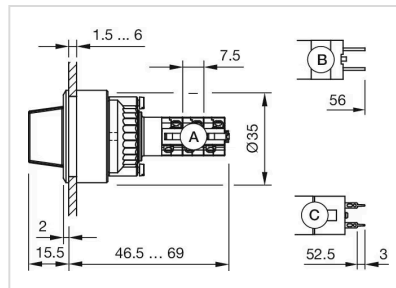
## OTHER

<b>Short Description:</b>	Actuator, non illuminative, Black, short, Round, Nature, Aluminium, anodised, 2 NO, Rest - Maintained, Universal terminal, 2 x 0.5 mm, IP67, according to DIN EN
---------------------------	--

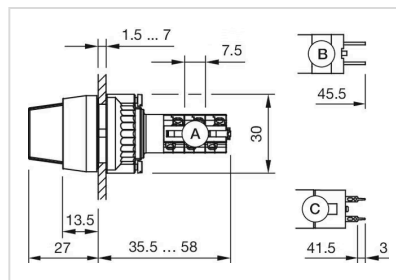




**Dimension drawings:**



- A = Solder terminal
- B = Plug-in terminal 2.8 x 0.5 mm
- C = Universal terminal 2.0 mm x 0.5 mm



- A = Solder terminal
- B = Plug-in terminal 2.8 x 0.5 mm
- C = Universal terminal 2.0 mm x 0.5 mm